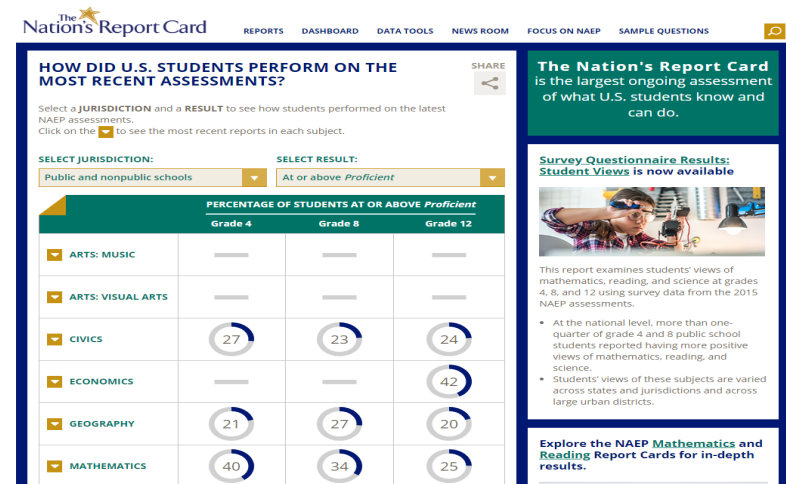

The Nation's Report Card

National Assessment of Educational Progress

Coming soon to <Insert School Name>!

What is the Nation's Report Card?

- A program that measures student achievement in major subject areas across the nation at grades 4, 8, and 12.
- It is also known as **NAEP**, which stands for the **National Assessment of Educational Progress**.



<https://nationsreportcard.gov/>

NAEP in a Nutshell

- Often called the **gold standard** of assessments.
 - First administered in 1969.
 - The subjects most frequently assessed are...
 - mathematics,
 - reading,
 - science,
 - and writing.
 - Accommodations are provided so that as many students as possible can participate.
-

Does everyone take the NAEP test?

- **No! Very few high schools are selected for NAEP.**
 - First, schools are selected to represent other schools across the nation.
 - Then, a small group of students is randomly selected.



When students participate, **they represent hundreds of other students** all across the country.

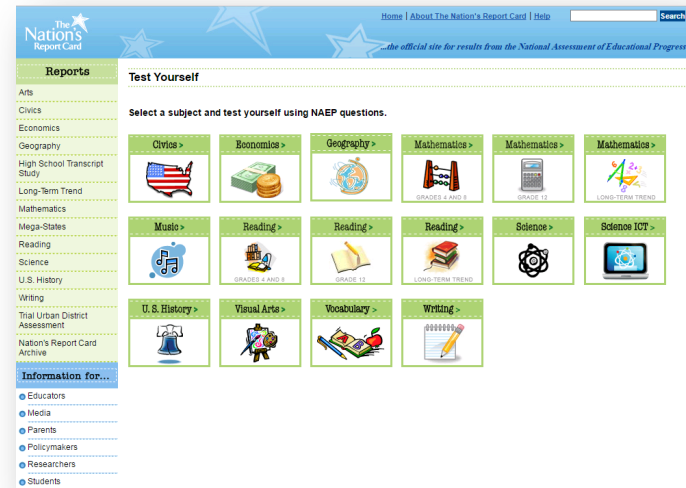
What is included on the NAEP test?

- Seniors will take a mathematics, reading, or science assessment on a tablet or in a paper booklet.
 - Each student will take **one subject only**.
- The assessment also asks questions about daily routines and their educational experiences.
 - For example, students are asked if there is a computer at home and about the amount of reading they do.



What is included on the NAEP test?

- Questions are multiple-choice, short answer, or essay.
- Questions about how your teachers teach, students' educational experiences, and other information.
- Sample questions are available online.



<https://nationsreportcard.gov/testyourself.aspx>

Sample Mathematics Question

Drag each of the digits 1, 2, 6, and 7 into the boxes to make the following multiplication problem correct.

Use each digit only once.

			1
			2
			6
			7

			×	
<div style="display: flex; justify-content: space-around; font-size: 1.5em;"> 4284 </div>				

79% of students answered correctly during the 2017 assessment.

Correct Response

6	1	2
		7
<div style="display: flex; justify-content: space-around; font-size: 1.5em;"> 4284 </div>		

What should students expect?

- Testing takes place on **<Date>**, and will take about 120 minutes.
- Students will be given a hall pass with the testing location and time on it.



Good news! No studying or prep required.

- **Students are encouraged to try their best.**
- Students can skip any questions on the test.
- Scores will be **anonymous**.
 - Will not affect grades or academic record
 - Scores are combined to show what seniors know across the nation

Student participation is important

- We want to encourage our students to do their best because they represent seniors all across the United States.
- It's a great way to do something good and contribute to the future of education.



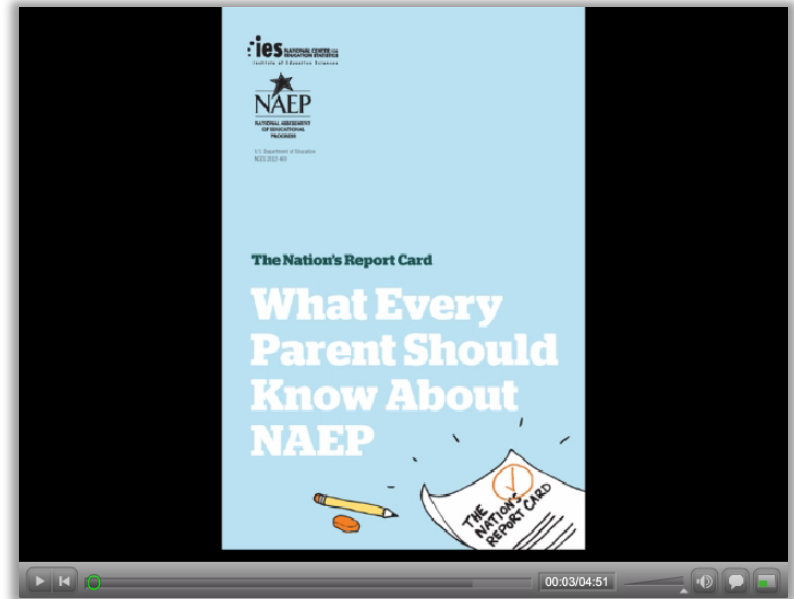

NAEP is important

- Important decisions about education are made using the results of these tests.
- NAEP results are used by the media and policymakers to judge the quality of our nation's high schools.
- Students can contribute to improving the quality of education for every student in the United States.



Resources for Parents

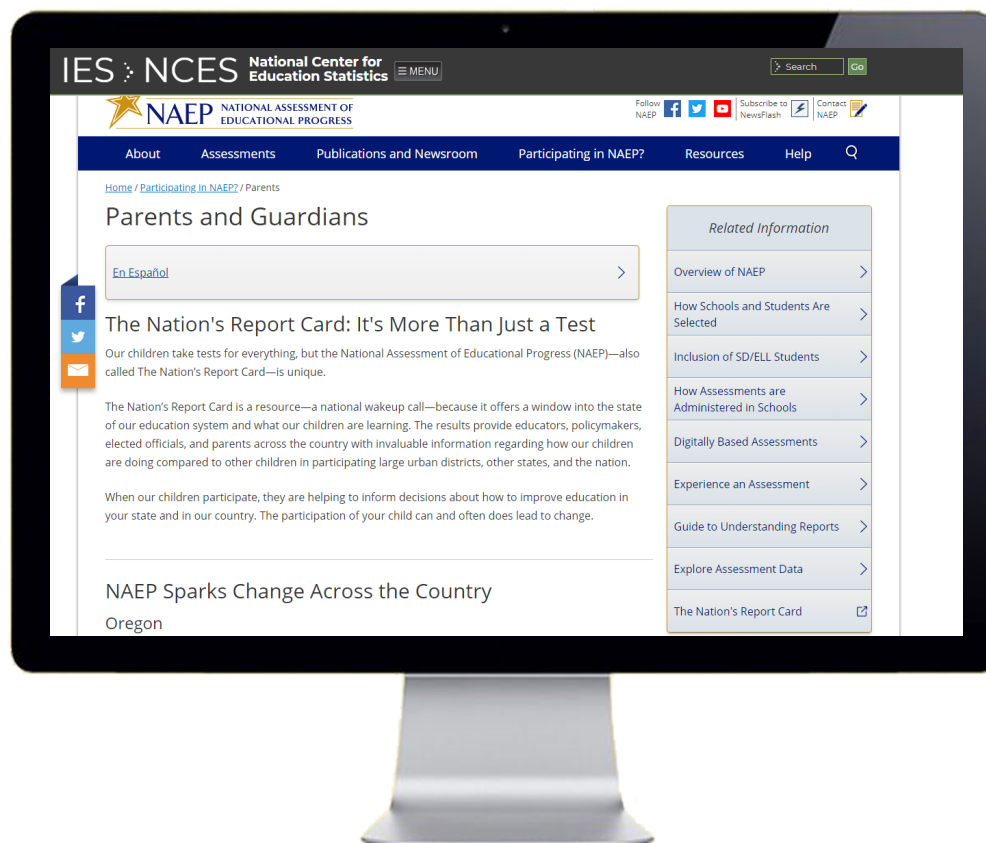
What Every Parent Should Know About NAEP: Brochure & Video



<https://nces.ed.gov/nationsreportcard/pdf/parents/2012469.pdf>


<http://nces.ed.gov/nationsreportcard/videos/parentvideo/>

FAQs for Parents: NAEP Website




<https://nces.ed.gov/nationsreportcard/parents/faq.aspx#sec1>


The Nation's Report Card Website: **Assessment Results**




















REPORTS DASHBOARD DATA TOOLS NEWS ROOM FOCUS ON NAEP SAMPLE QUESTIONS

HOW DID U.S. STUDENTS PERFORM ON THE MOST RECENT ASSESSMENTS?

Select a **JURISDICTION** and a **RESULT** to see how students performed on the latest NAEP assessments.
Click on the  to see the most recent reports in each subject.

SELECT JURISDICTION: Public and nonpublic schools 


SELECT RESULT: At or above *Proficient* 

	PERCENTAGE OF STUDENTS AT OR ABOVE <i>Proficient</i>		
	Grade 4	Grade 8	Grade 12
 ARTS: MUSIC	—	—	—
 ARTS: VISUAL ARTS	—	—	—
 CIVICS			
 ECONOMICS	—	—	
 GEOGRAPHY			
 MATHEMATICS			

The Nation's Report Card

is the largest ongoing assessment of what U.S. students know and can do.

Survey Questionnaire Results: Student Views is now available






This report examines students' views of mathematics, reading, and science at grades 4, 8, and 12 using survey data from the 2015 NAEP assessments.

- At the national level, more than one-quarter of grade 4 and 8 public school students reported having more positive views of mathematics, reading, and science.
- Students' views of these subjects are varied across states and jurisdictions and across large urban districts.

Explore the NAEP [Mathematics](#) and [Reading](#) Report Cards for in-depth results.

<https://www.nationsreportcard.gov/>

Sample Questions Booklets

Sample Questions Booklets

Sample Questions booklets are general information booklets about the NAEP assessments. They are given to schools participating in NAEP assessments so that administrators and teachers will have an idea of what to expect during an assessment. In addition, the booklets give teachers and the parents of participating students an opportunity to examine the types of questions students will be answering.

The Sample Questions booklets contain many of the features of the actual test booklets, including instructions, sample subject-area questions and student responses from previous NAEP assessments, and questions about the student's activities and characteristics related to education and the subject being assessed. Also included is a description of the framework for each subject assessed and a description of the [NAEP Questions Tool](#). The [subject-area questions and the survey questionnaires](#) are described below.

Sample Questions booklets for upcoming and recent assessments and field tests are available below in [PDF format](#). When the size of a booklet is especially large, the PDF is broken into pieces to make it easier to download. Note that prior to 2006, Sample Questions booklets were referred to as "demonstration booklets." Beginning with the 2006 assessments—civics, economics, and U.S. history—the booklets are referred to as Sample Questions booklets.

Assessment Year	Subject(s)
	mathematics, reading, and writing at grade 4 (8.4 MB) mathematics, reading, and writing at grade 8 (2.6 MB)

Looking for the TEL survey questionnaires?

- [Grade 8 Student](#) (204.14 KB)
- [Grade 8 School](#) (223.89 KB).

[Explore more survey questionnaires.](#)

<https://nces.ed.gov/nationsreportcard/about/booklets.aspx>

Questions?

- If you have any upcoming questions about NAEP, please contact:
 - <Name>
 - <Email>

The Nation's Report Card

What Every Parent Should Know About NAEP




**You've probably
heard of The Nation's
Report Card.**

**It's a resource. It's a
national wakeup call.
It's a window into
the state of our
educational system
and what students
are learning.**

It's more than just a test.

Today's students take tests for everything. **The National Assessment of Educational Progress (NAEP)**, though, is different. It's called The Nation's Report Card because it tells us how students across the country, not just in one particular school or state, are doing.



“[T]he definitive source... for state-to-state comparisons in educational achievement...”

EDUCATION WEEK

-Influence: A Study of the Factors of Educational Achievement

“Only 12% of U.S. high school seniors are proficient in the legacy of America’s past.”

abc NEWS



“...higher math scores are “undoubtedly” a sign of the success of math instruction in classrooms...”

THE WALL STREET JOURNAL

“...urban school districts have steadily increased their scores since 2003...”

The Miami Herald

Everyone’s talking about **NAEP**. As the largest national test, its results are found in the headlines of national and local news stories all over the country.

“NAEP is the gold standard of student assessments.”

The Washington Post

-The Washington Post editorial board

“Students taking the math exam who reported taking algebra I in eighth grade tended to outscore their peers who had not taken algebra I.”

MILWAUKEE · WISCONSIN
JOURNAL SENTINEL

“The nation’s report card on math and reading shows fourth- and eighth-graders scoring their best ever in math...”

ASBURY PARK
PRESS

“Today’s NAEP results confirm that we have a crisis on our hands when it comes to civics education.”

The New York Times


“Very few students have the advanced skills that could lead to careers in science and technology, according to the results of a national exam...”

LAWRENCE
JOURNAL-WORLD

NAEP: The Big Picture

The Nation's Report Card opens the door for parents to understand how well children like theirs are doing compared to other students in:


- Participating large urban districts
- Other states
- The nation
- The rest of the world!



NAEP in a Nutshell

- It is often called the gold standard of tests and has been around since 1969.
- The subjects most frequently tested are math, reading, science, and writing.
- Not every student or every school takes the test.
- The results are anonymous and if your child is asked to take it, his or her grades won't be affected.
- Accommodations are provided so that as many students as possible can participate.

How would my child stack up?



Use real NAEP questions to find out.

After each test, dozens of NAEP sample questions are released with The Nation's Report Card to show how real students performed in that subject.

U.S. History

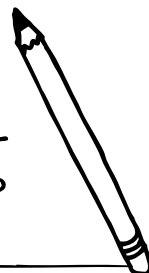


As part of the U.S. history assessment, students were asked the purpose of the Declaration of Independence.

34 percent of fourth-grade students answered correctly.

Mathematics

$$\begin{array}{r} 612 \\ 972 \\ - 46 \\ \hline 926 \end{array}$$



As part of the math test, students were asked to subtract 46 from 972 and fill in their answer.

76 percent of fourth-grade students answered correctly.





I tried
my best.
Mom said it
was important!

Give it a try. Test yourself!

Science

Lightning and thunder happen at the same time, but you see the lightning before you hear the thunder. Explain why this is so.

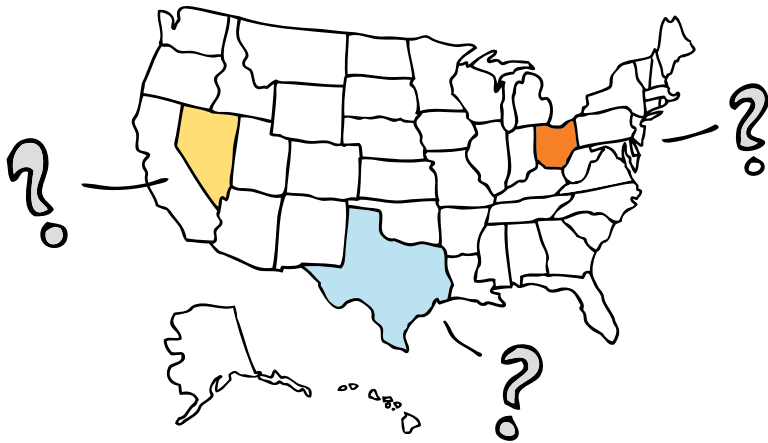
**Do you know
the answer?
Find out online!**



What do all of these NAEP results tell us about education?

See how your state measures up.

You can use NAEP results to compare your state to the nation, other states, and some large urban districts.



Go beyond the scores.

NAEP reports provide more than just results in school subjects and grades.



See how students have performed over time, including by racial/ethnic groups and gender.

NAEP also looks at differences between the performances of groups of students, illuminating achievement gaps that exist among the nation's students.



Learn which states are closing achievement gaps, and see whether your state is making progress.

NAEP examines the path to high school graduation by studying coursetaking and grades of America's most recent high school graduates.



Find out if your child is prepared for the future.

Look at the full picture.

NAEP also looks at the factors that may be related to learning—both inside and outside the classroom.

- ★ Fourth-graders who reported **reading for fun almost every day** scored higher on NAEP.
- ★ The percentage of twelfth-grade students who reported **studying the U.S. Constitution** in 2010 was lower than in 2006.
- ★ Eighth-graders who reported **taking algebra I** scored higher on average than students taking lower-level courses.
- ★ Since 1990, more high school graduates from each racial/ethnic group **completed a rigorous curriculum**.
- ★ 90 percent of fourth-graders who took the NAEP reading assessment in 2011 reported that they **had a home computer**.
- ★ More than any other single subject, **science was the key to reaching a higher curriculum level**.



NAEP Sparks Change Across the Country

Detroit, Michigan



In 2009, the NAEP assessment revealed that Detroit schoolchildren ranked the lowest in the nation in both grades 4 and 8. In response to the alarming results, *The Detroit Free Press* partnered with Detroit Public Schools (DPS) to create and implement a new reading initiative, The Call to Action for a new Reading Corps, which encouraged citizens to volunteer 100,000 hours collectively to tutor reading in DPS schools.

North Carolina



In 2005, results from the NAEP reading assessment revealed that eighth grade students in North Carolina scored below the national average. In response, the state deployed more than 200 literacy coaches to middle schools around the state to help teachers reach students with reading difficulties before they made the transition to high school.

**Visit The Nation's Report Card online.
www.nces.ed.gov/nationsreportcard**

Dig deeper into topics such as:

- How your child was selected
- NAEP accommodations
- NAEP scoring

Stay involved! Connect with
NAEP online to be the first
to know about upcoming
assessments and reports.



This document was prepared for the National Center for Education
Statistics under Contract No. ED-07-DO-0338 with Hager Sharp.

www.ed.gov



ies.ed.gov